

IAMSLIC Membership Committee 2016 Annual Report

Submitted by Marie Pascale BALIGAND and Kristen LABONTE – September 2016
Details of the membership are provided by Kristen LaBonte

1. STRUCTURE AND COMPOSITION OF THE COMMITTEE 2016

The Chair, one representative from each of the Regional Groups, the Membership Database Manager plus one member at large serve on the Committee. Following are the members: Marie Pascale Baligand (Chair-2016, second term), Kristen LaBonte (Membership Database Manager); Alice Endra (AFRIAMSLIC-2016, second term); Liz Mamer (CYAMUS-2016); Sofija Konjevic (EURASLIC-2017, second term); Teresa Barriga (Latin American Regional Group-2016, second term); Hannah Russell (Pacific Islands-2016); Liz Dehart (SAIL-2017); Jong yup Han (Asia member at large-2017, second term)

Our email list: membership-comm@lists.iamslc.org

2. TASK LIST – REGIONAL REPRESENTATIVES OF THE MEMBERSHIP COMMITTEE

- Add new members to regional discussion lists if one exists
- Alert new members to regional group meeting schedule and other events
- Encourage new members to write a piece for the Blog and add library holdings to the Union List
- Communicate membership issues to the Regional representative on Exec
- Propose sponsored members and honorary memberships in their region
- Carry out membership drives in their region
- Propose mentoring activities and networking opportunities for discussion and action by the Committee

3. SPONSORED MEMBERSHIPS AWARDED IN 2014/2015

We have 4 sponsorships for members from AFRIAMSLIC (Democratic Republic of Congo), France (IODE), Latin America, and Sri Lanka

Once again, ASFA/FAO showed unfailing support for IAMSLIC and generously provided funds for IAMSLIC, 37 memberships are currently funded by ASFA/FAO (37 also in 2015 and 2014).

Generous support is provided by IODE/ODIN which pays the membership fees of 19 ODIN members. IODE has also generously sponsored 8 members to attend the conference.

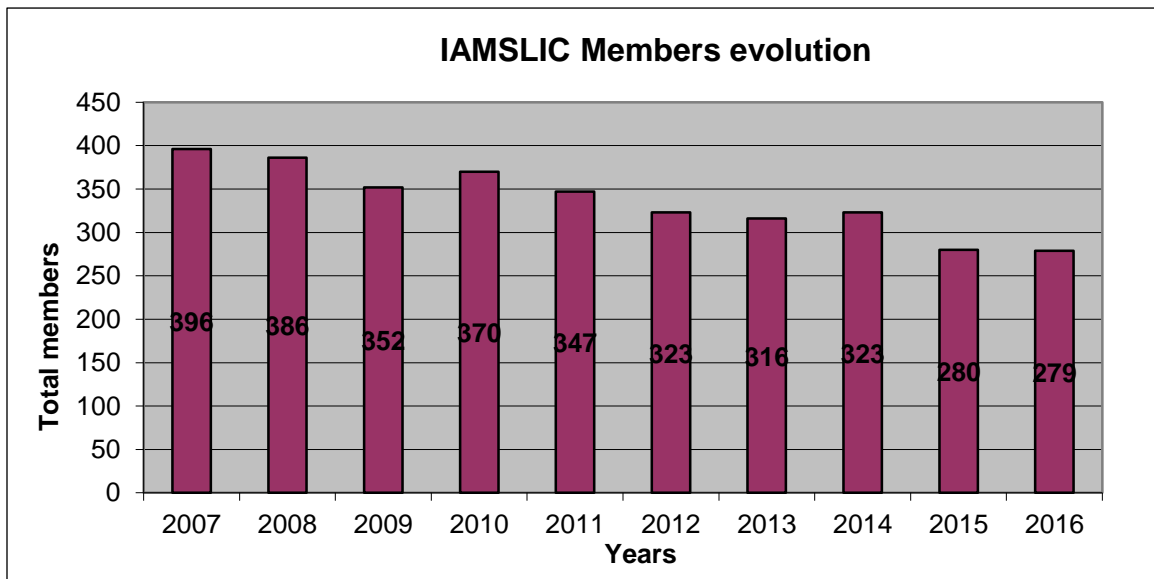
4. MEMBERSHIP BROCHURES, WEBSITE AND WELCOME MESSAGE

An informal welcome message is sent to new members and copied to regional membership representatives. The message is available in English, French, and Spanish and includes information on the website with password, Regional Groups, URLs and contacts for Resource Sharing and the Discussion List. The message was updated to reflect changes to the new website and contact people. Information and contacts for the Blog and the Aquatic Commons were added and the Resource Sharing instructions extended.

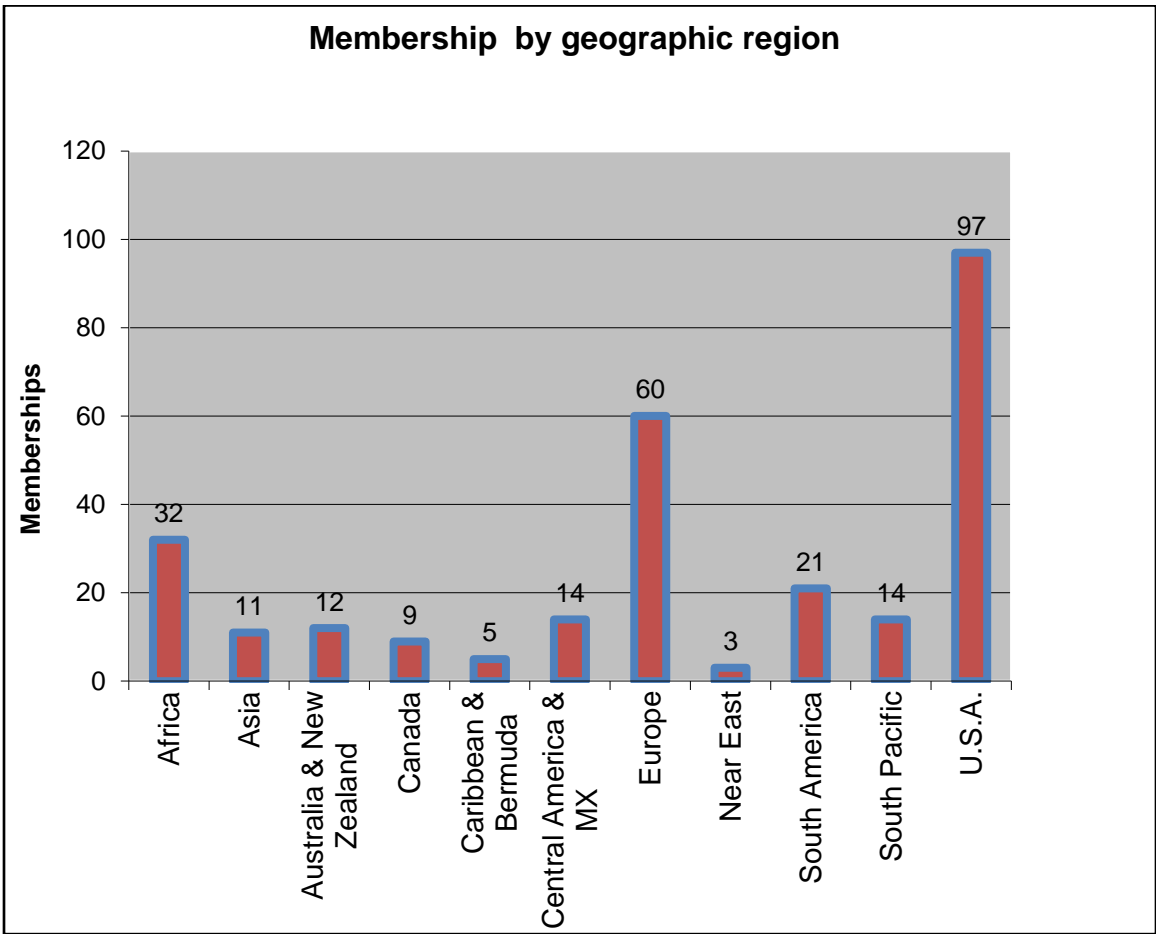
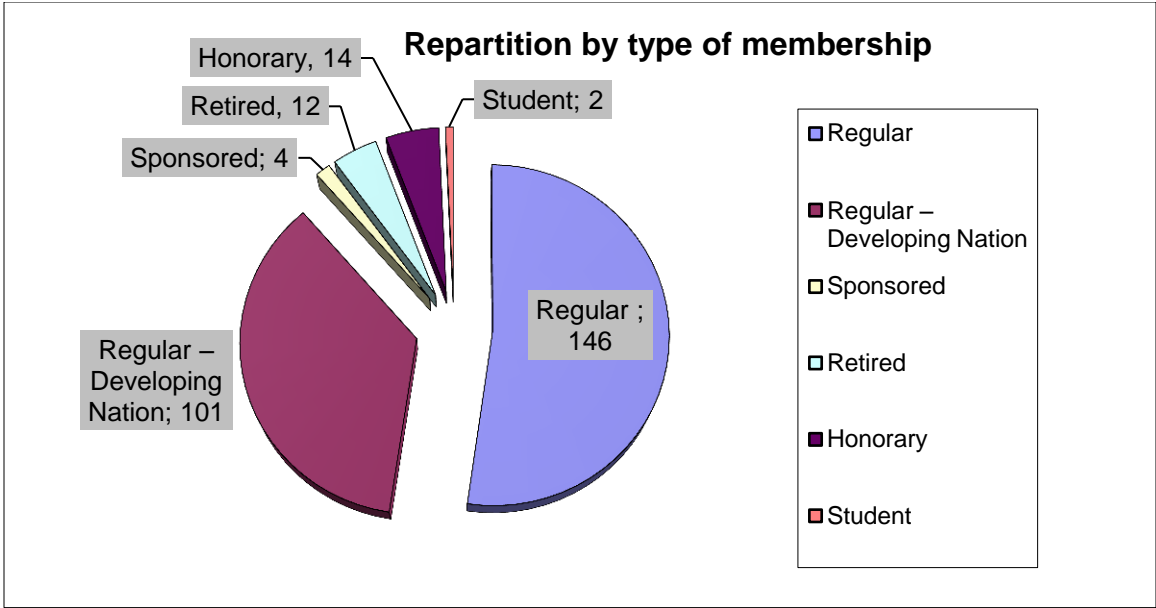
Membership brochures in 6 languages in both Word and Adobe PDF formats have been updated at the end of 2015 on the website. The printable membership directory is constantly updated to reflect both new members and changes to entries for existing members. The online membership directory is both searchable and printable and can be found in the members' only area of the IAMSLIC website:

<http://www.iamslc.org/member-access/members-area/membership-directory>

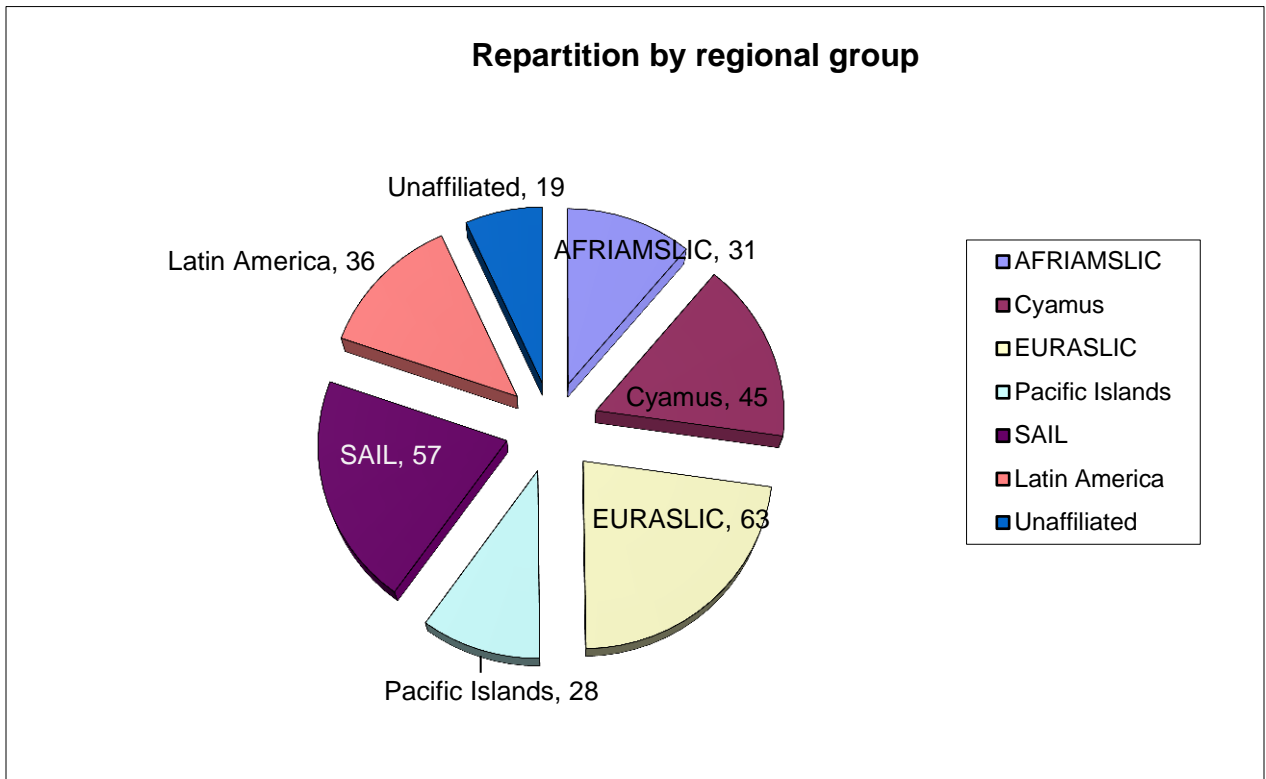
5. MEMBERSHIP EVOLUTION



The number of memberships is stable after several years decrease.



6. REGIONAL GROUPS



All regional groups are stable. The EURASLIC group always has the most members (63). 19 members are not associated with a regional group.

7. REALISATIONS

- The 2015 numbers were updated to 280 and 12 Honorary memberships (the honorary memberships were missed in last year's report)

Year end membership statistics

Year	2010	2011	2012	2013	2014	2015	2016
Total members	370	347	323	316	323	280	279

By type of membership	2010	2011	2012	2013	2014	2015	2016
Regular	206	185	173	174	163	145	146
Regular –Developing Nation	129	124	115	110	127	107	101
Sponsored	10	11	10	10	7	2	4
Retired	9	11	10	8	8	9	12
Honorary	15	15	*12	13	13	12	14
Student	1	1	2	1	5	5	2

By geographic region:	2010	2011	2012	2013	2014	2015	2016
Africa	40	41	40	44	35	29	32
Asia	17	18	16	16	11	12	11
Australia & New Zealand	16	14	11	15	14	12	12
Canada	18	17	16	11	12	11	9
Caribbean & Bermuda	10	8	5	4	7	7	5
Central America & MX	17	19	15	15	17	12	14
Europe	86	80	71	73	73	65	60
Near East	5	4	2	3	2	2	3
South America	28	28	26	18	21	22	21
Pacific Islands	13	9	11	10	32	15	14
U.S.A.	120	109	108	106	97	93	97

By regional group:	2010	2011	2012	2013	2014	2015	2016
Afriamslic	40	40	39	44	35	29	31
Cyamus	54	50	52	54	55	41	45
EURASLIC	84	77	68	75	73	62	63
PIRG	35	28	26	31	50	29	28
SAIL	69	63	62	65	60	56	57
Latin America	46	49	43	34	42	35	36
None	42	40	32	23	21	16	19

(Note: 2016 figures pulled from database on 9/15/16. Primary regional group affiliation are listed.)