



AQUACULTURE DEPARTMENT
Southeast Asian Fisheries Development Center
www.seafdec.org.ph

SEAFDEC/AQD Library

*A tale of fire
and water*

Daryl L. Superio and Stephen B. Alayon

Aquaculture Department, Southeast Asian Fisheries Development Center

Iloilo, 5021 Philippines

E-mail: dlsuperio@seafdec.org.ph

Disaster Timeline

July 20, 1998

- 11 evening lightning struck one of the air conditioners, which exploded and caused fire
- security guard on duty saw the event and sounded the alarm



- firemen from three neighboring towns responded
- firemen immediately put out the fire



photos modified by SB Alayon







90%


monographs were
water damaged!

100%

materials on display
were **burned**

5%

journal were damaged
due to **water**, **smoke** and
ashes



Disaster Timeline

July 21, 2012

- plumbing work at the library staff's toilet adjacent to that stock room
- plumbers and carpenters made a hole in the wall of the toilet passing through the stock room

July 21, 2012

- PVC pipe line with a partially clipped/closed ending was installed on the stock room
- plumbers and carpenters made a hole in the wall of the toilet passing through the stock room

July 25, 2012

- 2:30 PM one staff who went to the stock room to check some newspapers saw that the library was flooding, who immediately called the attention of all staff
- a staff went outside the library and closed the water supply

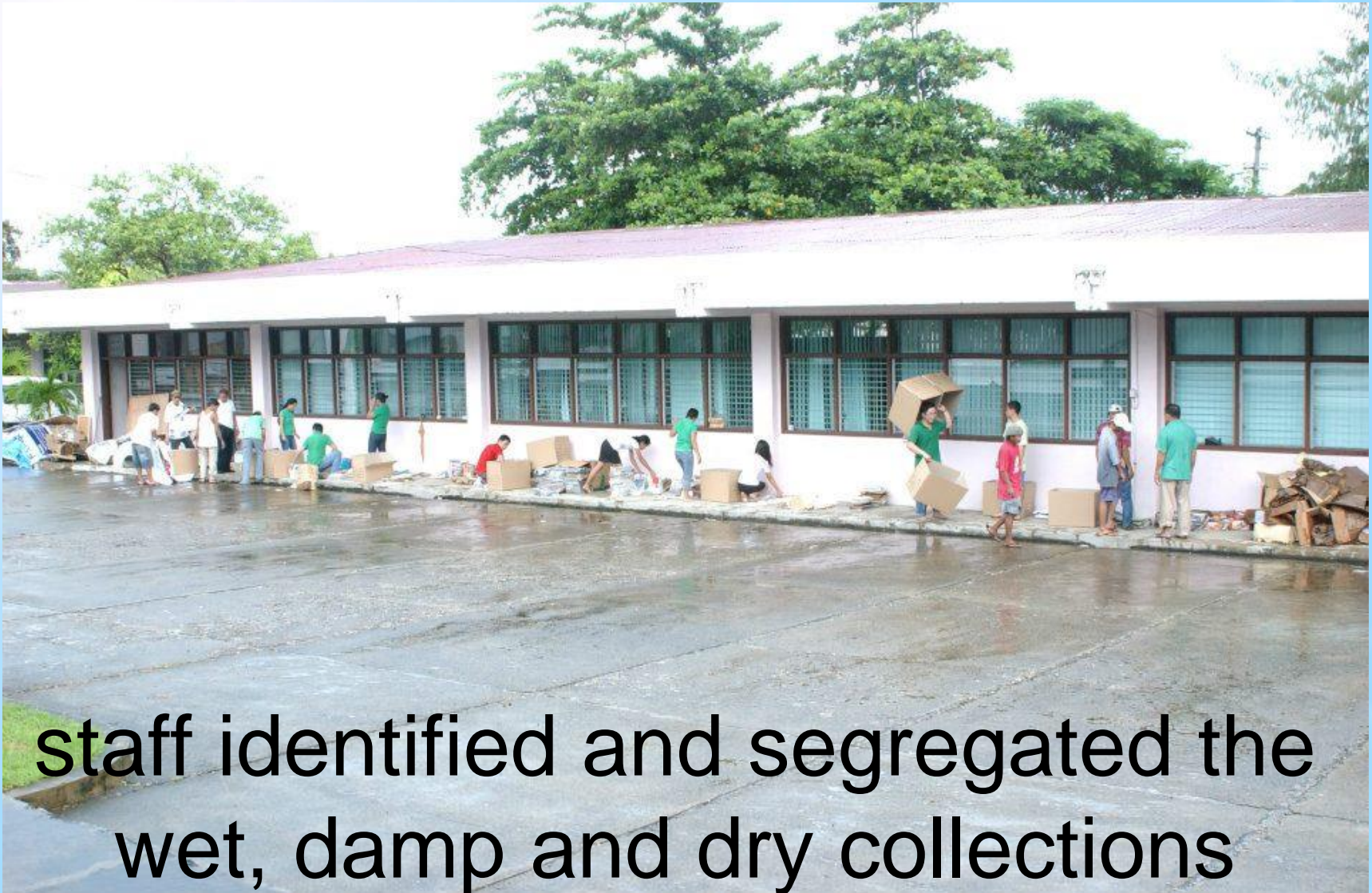


July 25, 2012

- boxes of duplicate books and journals for donation, reprints, and archives of some retired scientists and researchers were brought outside the library
- water sipped through the bottom boxes
- rain was pouring



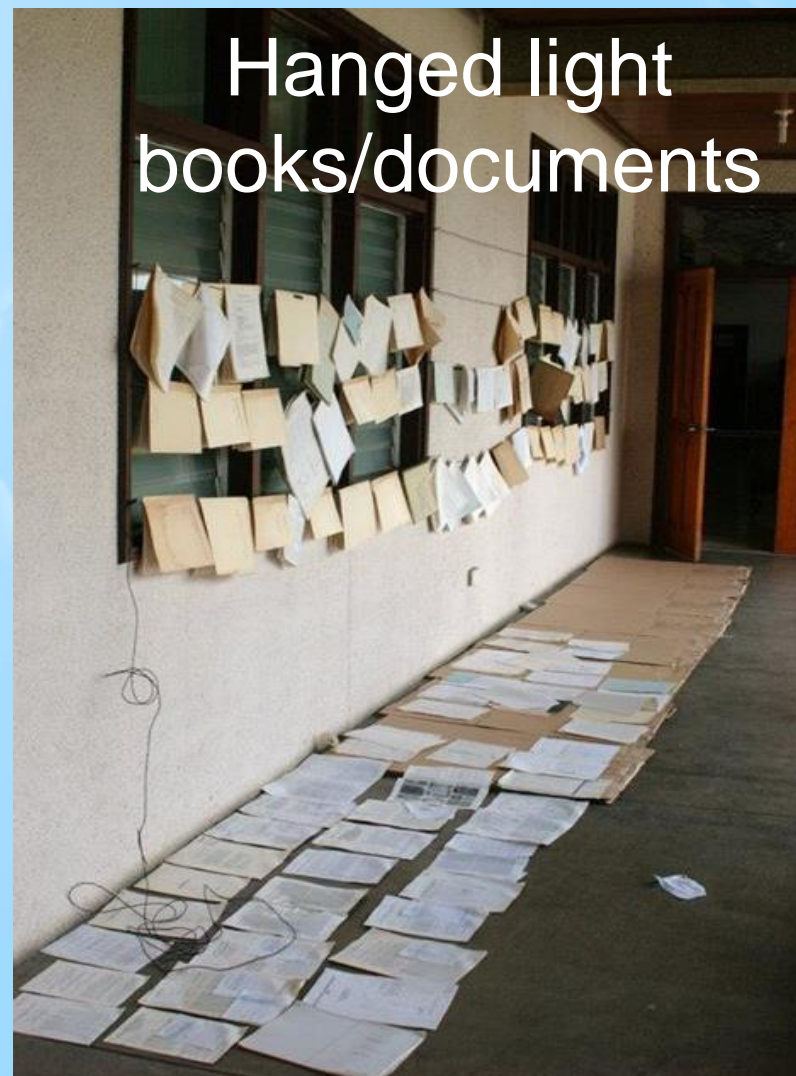
- almost 20% of the collections were water damaged



staff identified and segregated the wet, damp and dry collections

staff removed all the standing water using old curtains and newspapers





Air-dried materials outside the library building







dried wet materials
using hair dryer





used dehumidifiers
to extract moisture
from water damaged
materials


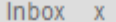





vacuum freeze dried some important materials to minimize distortion of pages





 **Library, SEAFDEC/AQD** <library@seafdec.org.ph> 7/26/12 ★  
to bcc: iamslic, bcc: PAARL 

SEAFDEC Aquaculture Department Library Stockroom 1 suffered flooding and water damage due to water pipe leak (from an ongoing plumbing work) yesterday. Some library materials (duplicates, for donations to fisheries schools, unsorted, sorry about your leak!   x   

 **Erin Mahaney** <emahaney@mote.org> 7/30/12 ★  
to me 

 **Kraft, Nancy E** <nancy-e-kraft@uiowa.edu> 7/26/12 ★  
to Cheikh, Linda.Pikula, me 

Your email was forwarded to me since I've had experience and training in disaster response. It sounds to me as though you've done everything exactly right. As to your question about appropriate humidity and temperature, it really depends on what the temperature and humidity is typically in that room. You should only try to get it back to what it was. Fans will also help dry things out.

Feel free to ask me specific questions as you continue to recover from your water damage, such as flattening books, etc.

Best wishes,
Nancy



- **Nancy E. Kraft**
- *Preservation Librarian*
- University of Iowa Libraries
- nancy-e-kraft@uiowa.edu

Thank you!

